

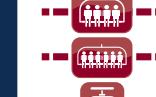


























 Bald Mountain is located in the Sawtooth National Forest on public lands managed by the Ketchum Ranger District and Twin Falls District-BLM. Sun Valley operates under a Special Use Permit from the U.S. Forest Service.

MAP KEY

	CONVEYOR LIFT		FIRST AID - SKI PATROL
	TRIPLE CHAIR		RESTROOMS
	HIGH SPEED QUAD CHAIR		RESTAURANT
	HIGH SPEED SIX-PACK CHAIR		BAR
	GONDOLA		LIFT TICKETS
	MID-STATION (UNLOAD ONLY)		RENTALS
	EASIEST		LESSONS
	MORE DIFFICULT		LOCKERS / STORAGE
	MOST DIFFICULT		BAG CHECK
	EXPERTS ONLY		GIFT / RETAIL SHOP
	FREESTYLE TERRAIN		PICK UP / DROP OFF
	LEAST DIFFICULT WAY DOWN		PARKING
	SKI AREA BOUNDARY		MOUNTAIN RIDES BUS
	GLADES		
	ADVENTURE ZONE		
	SNOWMAKING TRAIL		
	DANGER - CLIFFS		
			FAMILY ZONE
			SLOW ZONE